



UD TRUCKS

NEW
Quester

CDE 250

CDE 280

6x2R



Telematics

Air Conditioner

Fuel Coaching



Drive for better

Spesifikasi Teknis



Fitur Baru:



Panel Instrumen



Roda Kemudi

| DIMENSI (mm) | CDE 250 | | CDE 280 | |
|-------------------|-------------|-------------|-------------|-------------|
| WB, Wheelbase | 5.600+1.370 | 6.100+1.370 | 5.600+1.370 | 6.100+1.370 |
| OL, Panjang total | 11.175 | 11.875 | 11.175 | 11.875 |
| OW, Lebar total | 2.500 | | | |
| OH, Tinggi total | 3.166 | | | |

| BERAT (kg) | CDE 250 | | CDE 280 | |
|---------------------|---------|-------|---------|-------|
| Berat kosong chasis | 8.167 | 8.400 | 8.167 | 8.400 |
| GVW/GCW | 26.000 | | | |

| MESIN | GH8E 250 E5 | | GH8E 280 E5 | |
|-----------------|---|---|-------------|--|
| Tipe | Mesin diesel Common Rail dengan 6 Silinder, OHC | | | |
| Isi Silinder | 7,698 liter | | | |
| Output maksimum | 250 hp (184 kW) @ 2.200 rpm / 253 ps | 280 hp (206 kW) @ 2.200 rpm / 283 ps | | |
| Torsi maksimum | 950 Nm @ 1.100 - 1.700 rpm / 96 kgm | 1.050 Nm @ 1.100 - 1.700 rpm / 107 kgm | | |
| Standar emisi | Euro 5 | | | |

| TRANSMISI | ST1199 | | | |
|-----------------------|---|--|--|--|
| Tipe | 9-Kecepatan Direct Drive dirancang untuk torsi 1.190 Nm | | | |
| Jumlah gigi | 9 maju dan 1 mundur | | | |
| Diameter kopling (mm) | 430 | | | |

| SUMBU BELAKANG | RSS1348 | | | |
|------------------|-----------------------------------|--|--|--|
| Tipe | Solo axle dengan single reduction | | | |
| Final gear ratio | 5,63 | | | |

| RANGKA | FST8080 | |
|------------------------|---|--|
| Lebar x Tinggi x Tebal | 90mm x 300mm x 8mm | |
| Ketebalan dalam | Ketebalan 5mm mulai dari akhir mesin sampai dengan ujung chasis | |

| REM | Full Air | |
|-----------|---|--|
| Rem utama | Dual-line system dengan S-Cam dan brake chamber di posisi yang tinggi | |

| RODA & BAN | | |
|-------------|-------------------------------|--|
| Ukuran ban | 11.00.20.16PR | |
| Ukuran roda | Steel wheel rims - 8.0" x 20" | |

| KAPASITAS TANGKI | | |
|-----------------------|-----------|--|
| Volume tangki BBM | 315 liter | |
| Volume tangki AdBlue® | 50 liter | |


| PERFORMA | | |
|----------------------|------|------|
| Gradeability (tan θ) | 0,53 | 0,61 |

| KABIN | | |
|-------|-------------|--|
| Tipe | Sleeper Cab | |

| INTERIOR | | |
|----------|---|--|
| Standar | Air conditioner Fuel coaching system Telematics | |



Tank



Box



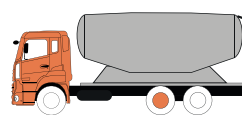
Open Cargo



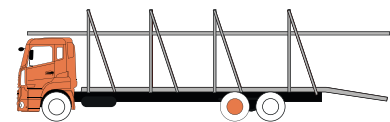
Open Cargo with Crane



Flat Bed



Bulk Cement/Hi-Blow



Car/Motor Carrier

*Aksesori dan tipe kabin dalam ilustrasi gambar, mungkin tidak termasuk dalam paket penjualan.
*Kami berhak mengubah spesifikasi produk tanpa pemberitahuan sebelumnya.

PT UD Astra Motor Indonesia (Mar 2022)